

GROVEWAY LIMITED
SHILLINGTON MANOR
HITCHIN
HERTFORDSHIRE
SG5 3LD
Tel/Fax 014627 711774

12/43

The Clerk to the Council,
Hertfordshire County Council,
County Hall,
Hertford.
SG13 8DE

28th April 1998

Dear Sir,

- 1) Old Wellbury Farm, Offley, Hitchin, Hertfordshire. ✓
- 2) Elm Tree Farm, Pirton, Hitchin, Hertfordshire. ✓
- 3) New Ramerwick Farm, Ickleford, Hitchin, Hertfordshire SG5 3RU. ✓
- 4) Common Field, part of Shillington Manor, Hitchin, SG5 3LD. ✓

I enclose plans of the above named three farms and one isolated field, all owned by Groveway, Ltd.

I hereby notify you that Groveway Ltd. accepts no public rights of way over any of this land except those currently shown on the Definitive Map. These are identified on the enclosed plans; footpaths in yellow, bridleways in blue.

I look forward to receiving your acknowledgement in due course.

Yours faithfully,

R

Secretary Groveway, Ltd.

Encl: 4

Ownership Part 1

Groveway Ltd

Shillington Manor

Hitchin

~~Herts~~ Beds

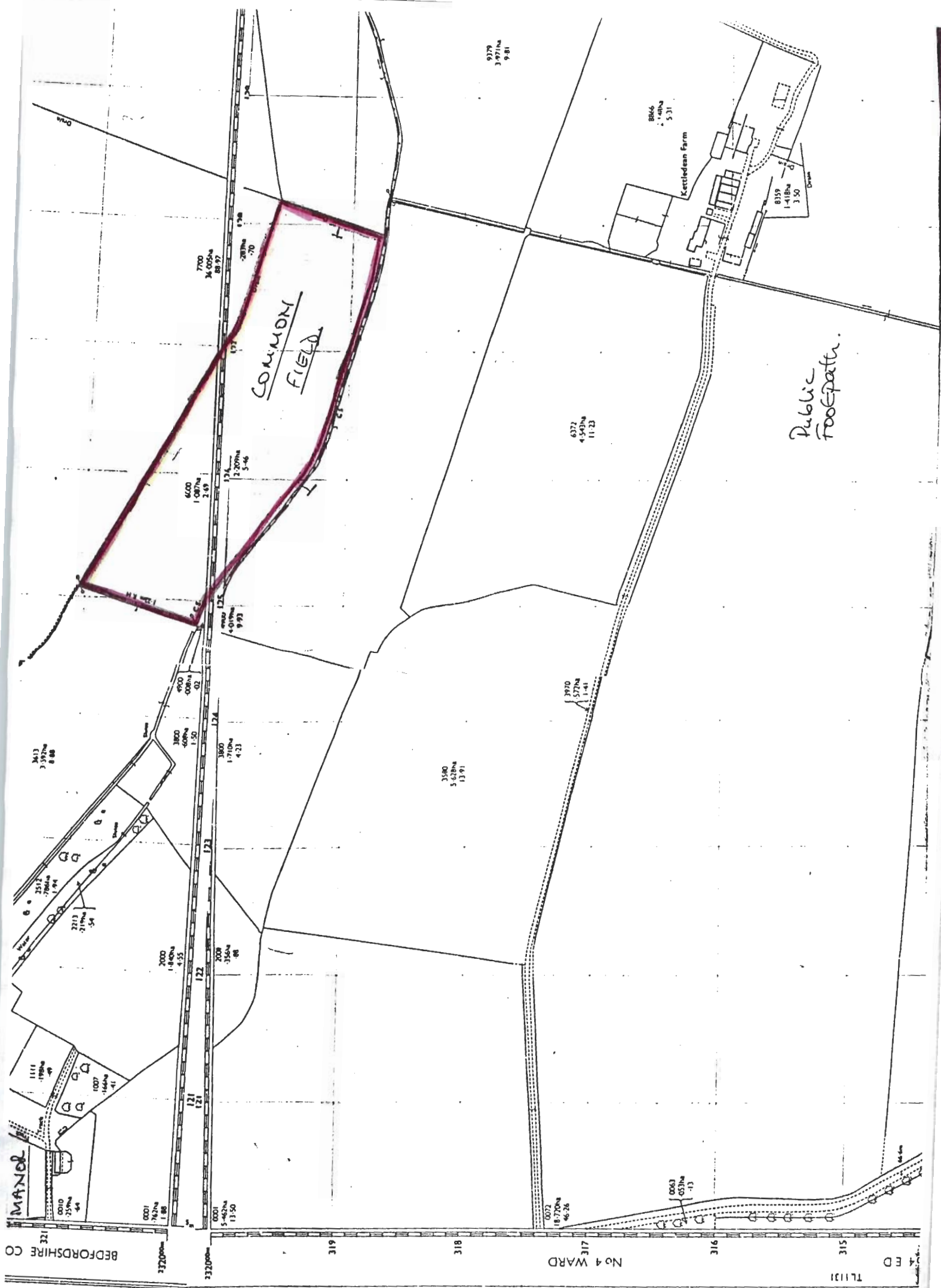
SG5 3LD

Ownership Part 2

Beds

SG5

MANOR
BEDFORDSHIRE CO



COMMON
FIELD

Kettlewell Farm

Public
Footpath

No 4 WARD

TL11131

9379
3.971ha
9.81

8866
2.41ha
5.31

8359
1.418ha
3.50

6372
4.543ha
11.23

3580
5.628ha
13.91

3970
5.77ha
1.41

0063
0.053ha
0.13

0072
18.770ha
46.26

0001
5.462ha
13.50

0001
76.2ha
1.88

2000
1.426ha
4.55

2000
356ha
88

3800
1.771ha
4.23

3800
1.771ha
4.23

4000
1.087ha
2.69

4000
1.087ha
2.69

134
2.207ha
5.46

7700
34.00ha
88.97

134
2.207ha
5.46

134
2.207ha
5.46

134
2.207ha
5.46

134
2.207ha
5.46

134
2.207ha
5.46

Deemed dedication of rights of way

STATUTORY DECLARATION

SECTION 31(6) OF THE HIGHWAYS ACT 1980

I, SECRETARY OF GROVEWAY LIMITED, DO SOLEMNLY AND SINCERELY
DECLARE AS FOLLOWS:

1. We are and have been since 21.11.96 the owner of the land known as Common Field, Shillingham Manor, Hitchin more particularly delineated on the plan accompanying this declaration and thereon edged pink
2. On the 28th day of April 1998 I deposited with Hertfordshire County Council a statement accompanied by a plan delineating our property by pink edging which stated that the ways coloured green on the said plan and the plan accompanying this declaration had been dedicated as bridleways, the ways coloured blue on the said plan and the plan accompanying this declaration, had been dedicated as footpaths and no other ways had been dedicated as highways over our property
3. No additional ways have been dedicated over the land edged pink on the accompanying since the statement dated 28.04.1998 referred to in 2. above and at the present time we have no intention of dedicating any more public rights of way over our property

AND I MAKE this solemn declaration on the 11th day of August
conscientiously believing it to be true and by virtue of the Statutory
Declarations Act 1835

Declared at 7/8 Parnall Lane Signature
Hitchin

Before me

(~~Commissioner for Oaths or a Justice of the Peace or Solicitor~~)

GROVEWAY LIMITED.

COMMON FIELD
(HERTS)

(PART OF
SHILLINGTON
MANOR)
(BEDS).

6000
1.087ha
2.49

7700
36.005ha
88.97

174
2.207ha
5.46

172
283ha
70

9379
3.971ha
9.81

6372
4.543ha
11.23

8866
1.48ha
5.31

Kettledean Farm

8359
1.418ha
3.50

footpath


Drain

Drain

DEPOSIT OF STATEMENT AND PLAN
SECTION 31(6) OF THE HIGHWAYS ACT 1980

1. We are, and have been since 21.11.1996, the owner of the land known as Common Field, Shillington Manor, Shillington, Hitchin, more particularly delineated on the plan accompanying this declaration and thereon edged in pink.
2. The aforementioned land lies in the Parish of Pirton.
3. The ways coloured blue on the said plan have been dedicated as footpaths.
4. The ways coloured green on the said plan have been dedicated as bridleways. (none)
5. No other ways over the land have been dedicated as highways,
6. The deposit shall comprise this statement and accompanying plan.

Signed (landowner):



on behalf of Groveway Limited

Name (landowner): F . . . Secretary, Groveway Limited

Address :

Hitchin
SG5 . . .

Date 4.3.05

Signed (witness):



Name (witness):

Address:

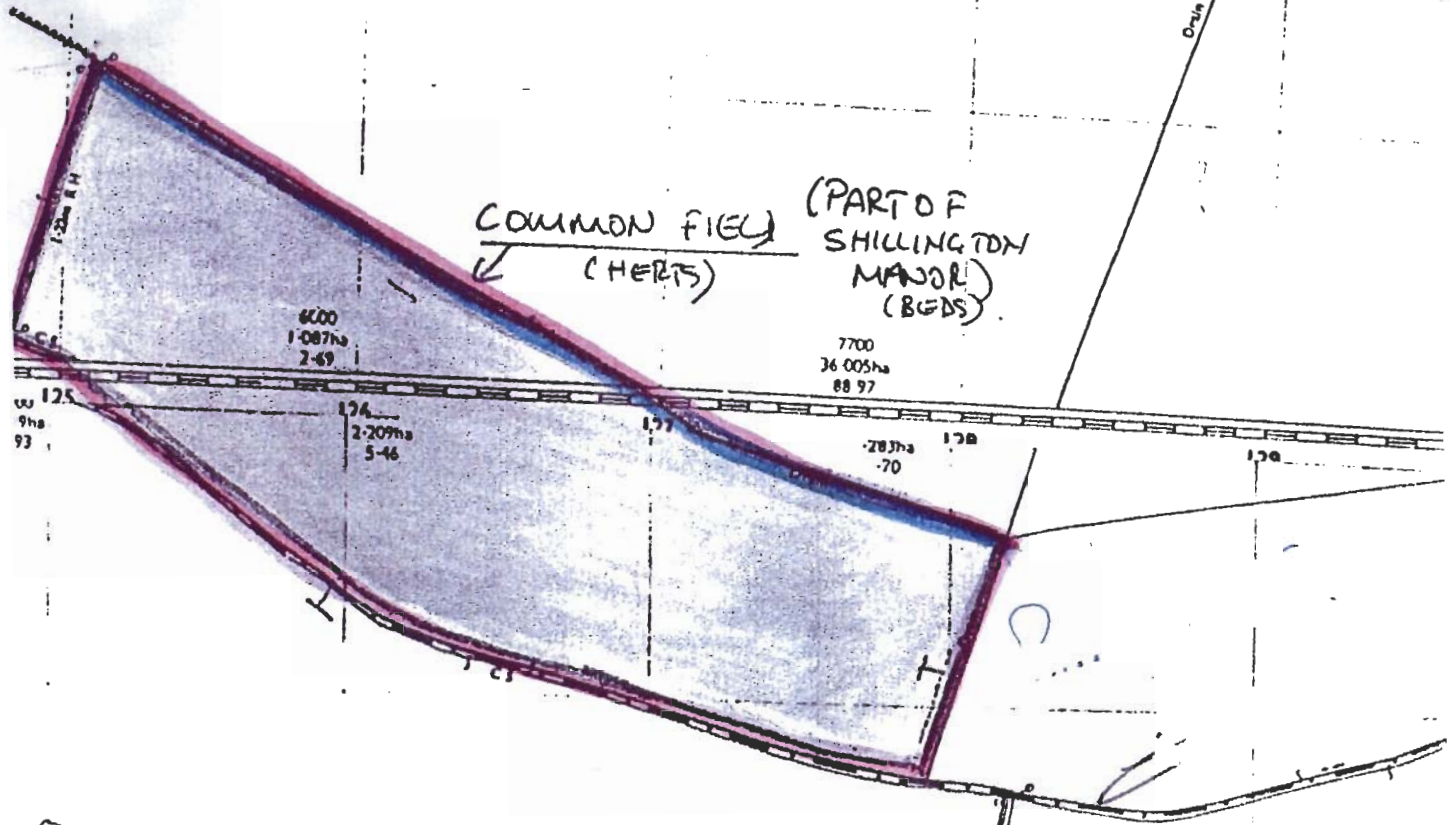
. . . n,
Henlow
SG16 . . .

Occupation

Head Groom

GROVEWAY LIMITED

COMMON FIELD (PART OF SHILLINGTON MAJOR)
(HERTS) (BEDS)



9379
3.971ha
9.81

6372
4.543ha
11.33

8866
1.48ha
5.31

Kettledean Farm

8359
1.418ha
3.50

footpath

Drain